

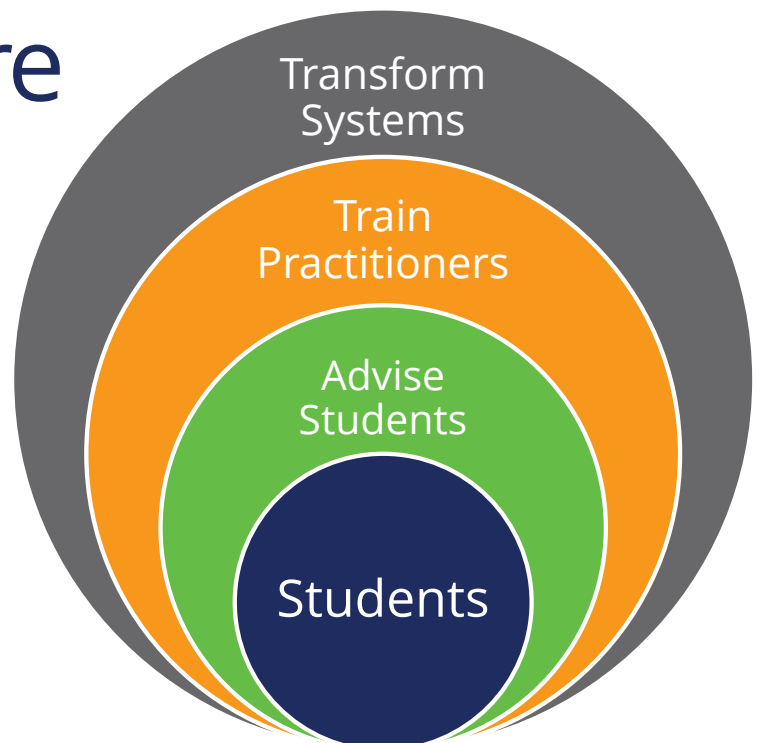


# FAFSA Part 1

TxCAN

## About uAspire

uAspire is a national nonprofit organization hyper-focused on college affordability



Last year, we trained 3,700 college access professionals, serving 300,000+ students across the country.



## About Your Trainer



Kelly Tran (she/her)

*Training Specialist*

- First generation college student
- Born and raised in NYC
- Passionate about creating a more equitable and accessible education system

uaspire

# Agenda

- Pre-Survey
- FAFSA Overview
- FSA ID
- Starting the FAFSA
- Dependency Status
- Post-Survey & Evaluation

uaspire

# Learning Objectives

*By the end of today's training, you will be able to:*

- Recognize the importance of timely FSA ID creation and strategies for troubleshooting issues with the FSA ID
- Determine whether a student is considered dependent or independent for the purposes of federal student aid
- Identify key resources for supporting accurate FAFSA completion

uaspire

# Pre-Survey



## HB3 Requirement





# Graduation Requirement


Students must complete one of the following in order to graduate:



FAFSA



TASFA



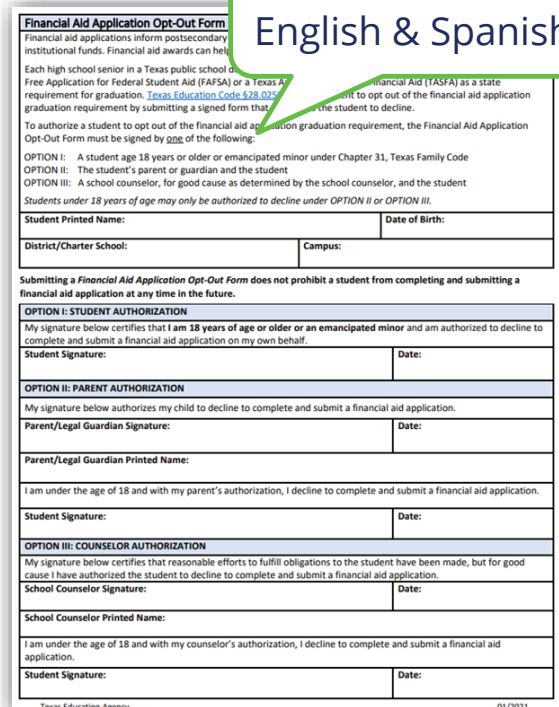
Opt-out form

## Opting out

A student may opt out of the requirement if:

- Student is 18 years of age or older
- Parent or guardian submits a signed form
- School counselor authorizes the student to opt out

Available in English & Spanish

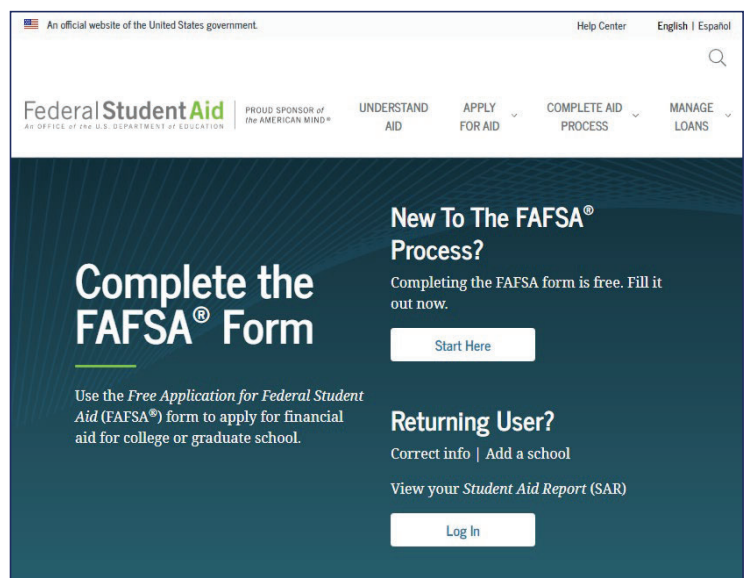
The image shows the Financial Aid Application Opt-Out Form. It includes the title "Financial Aid Application Opt-Out Form" and a section for "OPTION I: STUDENT AUTHORIZATION". The form contains fields for "Student Printed Name", "Date of Birth", "District/Charter School", and "Campus". It also has a section for "OPTION II: PARENT AUTHORIZATION" and "OPTION III: COUNSELOR AUTHORIZATION".

# FAFSA Overview



## What is the FAFSA?

- **F**ree **A**pplication for **F**ederal **S**tudent **A**id
- Required by *all* colleges
- Available October 1
- Complete by earliest deadline (Texas priority deadline is **January 15**)



# Organization is Key

**1040** Department of the Treasury - Internal Revenue Service **2020** OMB No. 1545-0047 IRS Use Only - Do not write or stamp in this space.

**Filing Status** ☐ Single ☐ Married filing jointly ☐ Married filing separately (MFS) ☐ Head of household (HOH) ☐ Qualifying widow(er) (QW)

Check only one box:  
 If you checked the MFS box, enter the name of your spouse. If you checked the HOH or QW box, enter the child's name if the qualifying person is a child but not your dependent. ▶

Your first name and middle initial Last name Your social security number  
 If joint return, spouse's first name and middle initial Last name Spouse's social security number

Home address (number and street). If you have a P.O. box, see instructions. Apt. no.  
 City, town, or post office. If you have a foreign address, also complete space below. State ZIP code

Foreign country name Foreign province/state/country Foreign postal code ☐ Yes ☐ No

At any time during 2020, did you receive, sell, send, exchange, or otherwise acquire any financial interest in any virtual currency? ☐ Yes ☐ No

**Standard Deduction** ☐ Someone can claim: ☐ You as a dependent ☐ Your spouse as a dependent ☐ Spouse itemizes on a separate return or you were a dual-status alien

**Age/Business** You ☐ Were born before January 2, 1956 ☐ Are blind ☐ Spouse ☐ Was born before January 2, 1956 ☐ Is blind

**Dependents** (see instructions) ☐ If none ☐ If one ☐ If two or more

1 Wages, salaries, tips, etc. 2a Tax-exempt interest 3a Social Security benefits 4a IRA distributions 5a Pension or annuity payments 6 Other income 7 Capital gains 8 Add lines 1-6 9 Adjustments 10 From Schedule 1 11 Subtotal 12 Standard deduction 13 Qualified plan, IRA, or 529 plan distributions 14 Add lines 12-13 15 Taxable income

**W-2** Wage and Tax Statement Copy 1 - For State, City, or Local Tax

**SOCIAL SECURITY** 012- THIS NUMBER IS FIRST

**FSA ID = USERNAME & PASSWORD**

VS.



# Tool: FAFSA Checklist

**uaspire FAFSA Student Checklist: Information to Collect**

To fill out the Free Application for Federal Student Aid (FAFSA), students require certain information from their parent(s). The FAFSA qualifies students for federal, state, and institutional aid. Once you and your parents gather the necessary information, you will be able to fill out the FAFSA as of October 1, 2021.

**PARENT(S):**

- ☐ Parent FSA ID (username and password)
- ☐ 2020 federal tax return (Form 1040 and any schedules) and W-2 forms
- ☐ Have there been income changes since 2020? (e.g. lost job, decreased work hours, death in family, divorce/separation, recent marriage)
- ☐ Month and year parents were married, remarried, separated, divorced or widowed: \_\_\_\_/\_\_\_\_/\_\_\_\_
- ☐ Parent 1: Name \_\_\_\_\_ Date of birth: \_\_\_\_/\_\_\_\_/\_\_\_\_ Social Security number: \_\_\_\_-\_\_\_\_-\_\_\_\_
- ☐ Parent 2: Name \_\_\_\_\_ Date of birth: \_\_\_\_/\_\_\_\_/\_\_\_\_ Social Security number: \_\_\_\_-\_\_\_\_-\_\_\_\_
- ☐ Total current amount in checking and savings account(s): \_\_\_\_\_

**If applicable, please provide the following:**

- ☐ Amount of any child support received or paid: \_\_\_\_\_
- ☐ Net value of current stocks, bonds, mutual funds, 529 Plans: \_\_\_\_\_
- ☐ Net value of investment/rental property (including portions of the home you live in that are rented out): \_\_\_\_\_
- ☐ Untaxed privately funded disability benefits: \_\_\_\_\_
- ☐ Untaxed workers compensation: \_\_\_\_\_
- ☐ Veteran's non-education benefits: \_\_\_\_\_

**Please check if your family receives any of the following:**

☐ SSI/Medicaid ☐ TANF ☐ SNAP ☐ WIC ☐ Free/Reduced Price Lunch

**STUDENT:**

- ☐ Your FSA ID (username and password)
- ☐ 2020 federal tax return (Form 1040 and any schedules) and W-2 forms
- ☐ Current amount in checking and savings account(s): \_\_\_\_\_
- ☐ Your last name as it appears on your Social Security card: \_\_\_\_\_
- ☐ Social Security number (be sure it is correct!): \_\_\_\_-\_\_\_\_-\_\_\_\_
- ☐ Green card/permanent resident number (if applicable): \_\_\_\_\_
- ☐ Amount of any child support received or paid (if applicable): \_\_\_\_\_
- ☐ Untaxed privately funded disability benefits (if applicable): \_\_\_\_\_

**Sample W-2**

**Sample Tax Return**

**Other important information:**

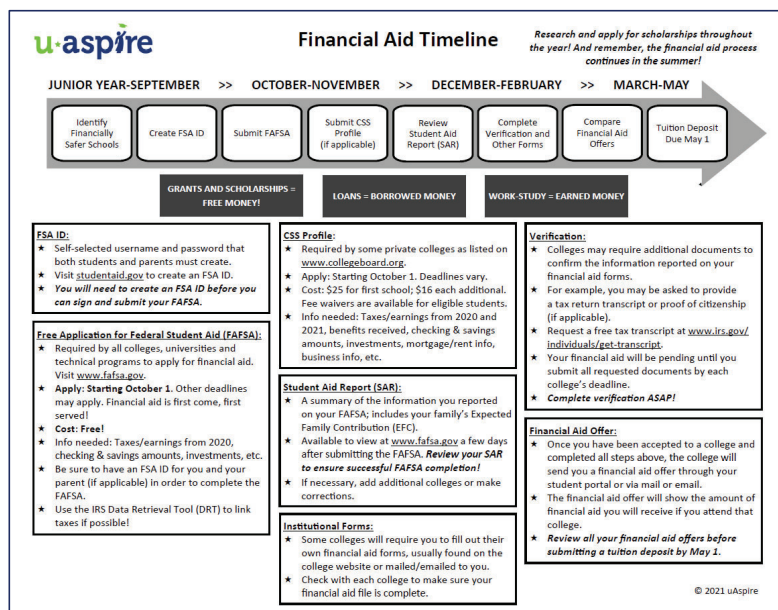
- \* You may qualify for FREE assistance for filing your taxes. Visit [irs.treasury.gov/freetaxprep/](https://irs.treasury.gov/freetaxprep/) to find free tax help near you.
- \* It is highly recommended that you and your parent(s) e-file taxes!
- \* Please be sure to report names exactly as they appear on Social Security cards (if applicable).
- \* If your custodial parent is remarried, your stepparent's information must be reported on the FAFSA.

© 2021 uAspire

**Available in: Cape  
Verdean Creole,  
Chinese (simplified),  
Haitian Creole,  
Portuguese, Spanish,  
and Vietnamese**



# Tool: Financial Aid Timeline



**Available in: Cape  
Verdean Creole,  
Chinese (simplified),  
Haitian Creole,  
Portuguese, Spanish,  
and Vietnamese**



## FSA ID





# What is the FSA ID?

- Self-selected username and password
- Used to access Federal Student Aid (FSA) online systems
- Serves as legal signature
- Create at [studentaid.gov](https://studentaid.gov)

## Create an Account (FSA ID)



Parents



Students




Borrowers

Whether you're a student, parent, or borrower, you'll need to create your own account to complete federal student aid tasks.

### What You Can Use Your Account For

- Filling out the *Free Application for Federal Student Aid (FAFSA®)* form
- Signing your *Master Promissory Note (MPN)*
- Applying for repayment plans
- Completing loan counseling
- Using the *Public Service Loan Forgiveness Help Tool*

## FSA ID FAQ



- Can a student and their parent share the same FSA ID?
  - A. Yes
  - B. No**

# FSA ID FAQ



- Is an FSA ID required to sign the FAFSA?

A. Yes

B. No

uaspire

# FSA ID FAQ



- Can a student create an FSA ID and use it immediately to sign and submit the FAFSA?

A. Yes

B. No, they must wait 1-3 days until their info is matched with the Social Security Administration

uaspire

# FSA ID Troubleshooting



- After creating her FSA ID, Khadija receives an email saying her information could not be matched with the Social Security Administration (SSA)'s records. What next steps would you recommend?
  1. Check that she entered all info *exactly* as it appears on her Social Security card
  2. Contact SSA for support

u<sup>aspire</sup>

## Please chat in...



What strategies do you use to help students create and remember their FSA ID?

u<sup>aspire</sup>

# Tool: FSA ID FAQs

**uaspire**  
PREPARE • AFFORD • SUCCEED

## Student FSA ID FAQs

What is an FSA ID?	The Federal Student Aid ID is a username and password used to complete many federal student aid tasks, including filling out the Free Application for Federal Student Aid (FAFSA).
Who needs to create an FSA ID?	Both students and parents going through the financial aid process must create an FSA ID.
When should I create my FSA ID?	We recommend creating your FSA ID in the fall before the FAFSA is available on October 1. However, it is possible to create an FSA ID and use it right away to sign your FAFSA.
How do I create my FSA ID?	Go to <a href="https://studentaid.gov">studentaid.gov</a> and click "Create Account." Be prepared to provide certain demographic information, such as your full name as it appears on your Social Security card, date of birth, Social Security number, email address and/or mobile phone number. <i>Tip: You will need access to your email and/or mobile phone in order to complete the verification step.</i>
Can I edit my FSA ID?	Yes! If your personal information changes or you would like to update the email address linked to your account, you can make changes by going to <a href="https://studentaid.gov">studentaid.gov</a> , logging into your account, and clicking "Update Your Contact Information."



## FSA ID Resources



### StudentAid.gov Help Center

<https://studentaid.gov/help-center>



### Federal Student Aid Information Center

1-800-433-3243 or [live chat](#)



### Social Security Administration

1-800-772-1213

*FSA will only discuss issues with the FSA ID owner!*



# Starting the FAFSA



## Guiding Principals



Aim for accuracy



Prepare to  
provide proof



Don't assume –  
ask the student!



# Complete the FAFSA® Form

Use the *Free Application for Federal Student Aid* (FAFSA®) form to apply for financial aid for college or graduate school.

## New to the FAFSA® Process?

Completing the FAFSA form is free. Fill it out now.

[Start Here](#)

## Returning User?

[Correct info](#) | [Add a school](#)

[View your Student Aid Report \(SAR\)](#)

[Log In](#)

## Login

### Log in to the FAFSA

Only students may use their FSA ID to log in. Parents and others can start a FAFSA for a student by entering the student's identifiers. Parents and others can also work on a FAFSA form or correction the student started using the Save Key that the student made. [Help for parents.](#)

Form Approved  
OMB No. 1845-0001  
App. Exp. 12/31/2022

☐ I am the student

OR

☒ I am a parent, preparer, or student from a Freely Associated State

The student's first name

The student's full last name

The student's Social Security Number

☐ Show SSN

[From a Freely Associated State?](#)

The student's date of birth (mmddyyyy)

# Select the Correct Year

**STUDENT INFORMATION**


Welcome, first last!

**Fill out your FAFSA form!**  
To receive federal student financial aid, you need to fill out a FAFSA every school year. Let's get started.

What year are you applying for financial aid?

For a summer session, or just don't know which application to complete, check with the [link]  
[link]

What year should I choose?

START 2021-2022 FAFSA  OR START 2020-2021 FAFSA


Current seniors will be filling out the **2022-2023 FAFSA!**

# Student Demographic Info

**Personal Information for Student**

Student Demographics | School Selection | Dependency Status | Parent Demographics | Parent Financials | Student Financials | Sign & Submit | Confirmation


**STUDENT INFORMATION**

 Because the FAFSA belongs to the student, "you" and "your" always (unless otherwise noted) refer to the student.

Your Social Security Number  
012-34-5678

Your first name  
Sample

Your middle initial  
[ ]



# Student Eligibility

Student Residency and Eligibility

Student Demographics | School Selection | Dependency Status | Parent Demographics | Parent Financials | Student Financials | Sign & Submit | Confirmation

**STUDENT INFORMATION**

Have you lived in Washington for at least 5 years?  
☒ Yes ☐ No

Are you a U.S. citizen?  
Select

Select  
Yes, I am a U.S. citizen (or U.S. national)  
No, but I am an eligible noncitizen  
No, I am not a citizen or eligible noncitizen

How should students answer this question?

## “I am a U.S. citizen”

- U.S. citizens and nationals





# "I am an eligible noncitizen"

- U.S. permanent residents
- Individuals with an I-94 showing: Refugee, Asylee, Cuban-Haitian Entrant, or Parolee
- Victims of human trafficking (T-Visa)
- Battered immigrants and children



U.S. Customs and Border Protection  
Securing America's Borders

Get I-94 Number: I-94 FAQ

Admission (I-94) Number Retrieval

Admission (I-94) Record Number: 69000888062

Admit Until Date (MM/DD/YYYY): 10/10/2012

Details provided on Admission(I-94) form:

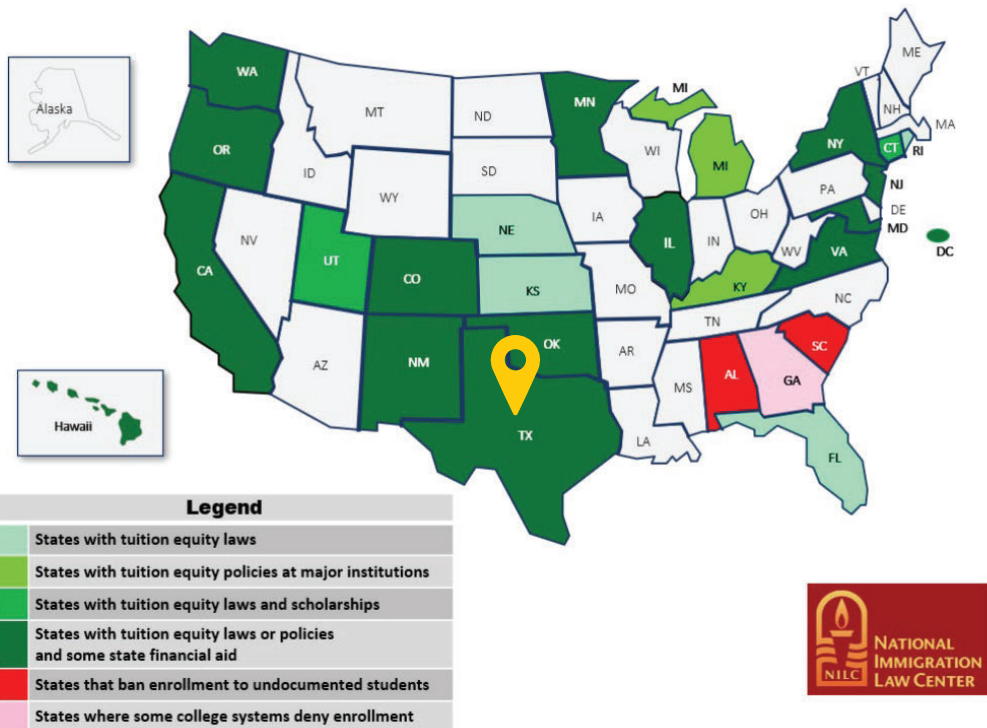
Family Name:	LI
First (Given) Name:	LYDIA
Birth Date (MMDDYYYY):	01/01/1990

# "I am not a citizen or eligible noncitizen"


- Holders of nonimmigrant visas (e.g. student, work, tourist)
- Individuals with Temporary Protected Status (TPS)
- Deferred Action for Childhood Arrivals (DACA) recipients



## Current State Laws & Policies on Access to Higher Education for Immigrants | July 2021



# TASFA Overview



# What is the TASFA?

- Texas Application for State Financial Aid
- Determines eligibility for state financial aid
- Available October 1
- Texas priority deadline is **January 15**




# Who is eligible?

- Not eligible to fill out the FAFSA
- Graduated or received a GED in Texas
- Lived in Texas 3 years prior to graduating high school or received GED
- Resided in Texas 1 year before enrolling in college
- Signed a notarized affidavit of intent to seek permanent residency when able



# TASFA Completion Basics

Currently there are a few schools that have an online TASFA available

The image shows the top portion of the 2021-22 TASFA form. The title is "2021-22 TASFA" with the subtitle "Texas Application for State Financial Aid" and the dates "July 1, 2021 - June 30, 2022". Below the title is a paragraph explaining the form's purpose. The form is divided into sections, with "SECTION ONE: STUDENT INFORMATION" being the first. It contains fields for personal details such as last name, first name, date of birth, social security number, college student ID, permanent mailing address, city, state, zip code, phone number, and email address. There are also checkboxes for high school diploma status, general educational development (GED) certificate, and business/industry certificate. The form is designed with a clean, professional layout using a mix of green and black text on a white background.

Form is available in English & Spanish

Online TASFA expected to launch 2023-2024 school year

## Additional Documentation



- Proof of Selective Service registration (*for students assigned male at birth*)
- Tax return copies and/or transcripts (*parents as well if student is dependent*)
- Verification of Non-Filer or statement (if taxes were not filed)
- W-2 forms
- Notarized affidavit of intent



# Next Steps



- Verify the school accepts TASFA
- Contact the Registrar's or Admissions office to confirm classification as Texas resident
- File taxes if required – *parents too, if dependent!*
- Register with selective service (*students assigned male at birth*)

## Tips for Undocumented Students

- Contact colleges about institutional aid
- Apply for scholarships
- Resources: [Immigrants Rising](#), [TheDream.US](#)



# Back to the FAFSA...



## Student Education

Student Education

Student Demographics School Selection Dependency Status Parent Demographics Parent Financials Student Financials Sign & Submit Confirmation

**STUDENT INFORMATION**

What will your high school completion status be when you begin college in the 2020-2021 school year?

High school diploma

What college degree or certificate will you be working on when you begin the 2020-2021 school year?

1st bachelor's degree

Will you have your first bachelor's degree before you begin the 2020-2021 school year?

☐ Yes ☒ No

What will your college grade level be when you begin the 2020-2021 school year?

Never attended college/1st yr.

Are you interested in being considered for work-study?

☒ Yes ☐ No ☐ Don't know

Say "yes" to work-study!

High school seniors should select "Never attended college/1st yr"

# Selective Service



- Registration is no longer required to be eligible for federal student aid, but the question still appears

The screenshot shows the "Student Selective Service" form. A callout bubble points to the "Are you male or female?" question, stating "As defined by sex assigned at birth". Another callout bubble points to the "Are you registered with the Selective Service System?" question, stating "Option to register through the FAFSA". A third callout bubble points to the "Do you want us to register you with the Selective Service System?" question, stating "Still required!". A Texas map graphic with "TASFA" and a document icon is also present.

Student Selective Service

Student Demographics School Selection Dependency Status Parent Demographics Parent Financials Student Financials Sign & Submit Confirmation

STUDENT INFORMATION

Are you male or female?  
☒ Male ☐ Female

Are you registered with the Selective Service System?  
☐ Yes ☒ No

Do you want us to register you with the Selective Service System?  
☒ Yes ☐ No

TASFA

Still required!

# College Selection

The screenshot shows the "Search for Colleges" form. A callout bubble points to the "Add up to 10 colleges" section, stating "Students can add up to 10 colleges at a time". Another callout bubble points to the "Texas does not require colleges to be listed in a specific order to be considered for state aid" section, stating "Texas does not require colleges to be listed in a specific order to be considered for state aid".

Search for Colleges

School Selection Dependency Status Parent Demographics Parent Financials Student Financials Sign & Submit Confirmation

STUDENT INFORMATION

Here's where you'll search for the colleges to which you'd like to send your FAFSA information. You can add up to 10 colleges at a time to your FAFSA. If you're applying to more than 10 colleges, [follow these instructions](#).

Make sure you add ALL colleges you're interested in, even if you haven't been accepted yet.

Complete the fields below to search for a college to add to your FAFSA.

Do you know the college's [Federal School Code](#)?  
☐ Yes ☒ No

State  
Select

Texas does not require colleges to be listed in a specific order to be considered for state aid

# Dependency Status



Please chat in...



In which types of situations do you think a student would be independent on the FAFSA?

# A student is independent if they:

Will be 24 by January 1st of award year

Are married (or separated but not divorced)

Are working on a master's or doctorate

Serve in the U.S. armed forces or are a veteran

Since age 13 - had no living parent, were in foster care, or were a ward of the court

Are an emancipated minor

Have a court-ordered legal guardian

Have children or dependents and provide more than half their support

Are an unaccompanied youth who is homeless



# Legal Guardianship



PETITION FOR APPOINTMENT OF GUARDIAN OF MINOR		Docket No.	Commonwealth of Massachusetts The Trial Court Probate and Family Court
In the Interests of:		Division	
First Name Middle Name Last Name			
Minor			
1. Information about the Minor:			
First Name M.I. Last Name Current age Date of birth			
(Address) (Apt. Unit, No. etc.) (City/Town) (State) (Zip)			
County of Residence:			
2. The Petitioner is:			
<input type="checkbox"/> a person or persons interested in the welfare of the Minor. or <input type="checkbox"/> the Minor			
3. Information about the Petitioner(s):			
Name:			
First Name M.I. Last Name			
(Address) (Apt. Unit, No. etc.) (City/Town) (State) (Zip)			
Primary Phone #: Relationship to Minor:			
Name:			
First Name M.I. Last Name			
(Address) (Apt. Unit, No. etc.) (City/Town) (State) (Zip)			
Primary Phone #: Relationship to Minor:			
<input type="button" value="click to add"/> <input type="button" value="click to remove"/>			



# Students with Dependents



- Must be able to prove >50% financial support
- Examples: income from work, WIC, SNAP benefits, TANF, child support payments, etc.

uaspire

## Homelessness Questions

Student Homelessness Questions

Student Demographics ✓ School Selection ✓ Dependency Status ✎ Parent Demographics Parent Financials Student Financials Sign & Submit Confirmation

**STUDENT INFORMATION**

At any time on or after July 1, 2020, did you receive a determination from any of the entities listed below that you were an unaccompanied youth who was homeless, or were self-supporting and at risk of being homeless? Check all that apply, or check **None of the above**.

☒ Your high school or school district homeless liaison

☐ The director of an emergency shelter or transitional housing program funded by the U.S. Department of Housing and Urban Development

☐ The director of a runaway or homeless youth basic center or transitional living program

☐ None of the above

NEXT ➔


If any apply, the student will be independent

If none, they can submit without parent info but must follow-up with the college

# FAAs Determining Homelessness

Students must meet **both** conditions:

- **Homeless** = lacking fixed, regular and adequate housing
- **Unaccompanied** = not in physical custody of parent or guardian



The form is titled "Shoreline COMMUNITY COLLEGE Unaccompanied Homeless Youth Verification". It includes fields for Name (please print), Social Security Number, and Student ID number. The form contains a definition of "Homeless" and "Unaccompanied", and a series of questions for verification. The questions are: 1. If you check one of the three boxes below, you must provide documentation by submitting page 2 of this form to an appropriate certifying official who can verify your living situation. a. At any time on or after July 1, 2020, did your high school or school district homeless liaison determine that you were an unaccompanied youth who was homeless or were self-supporting and at risk of being homeless? b. At any time on or after July 1, 2020, did the director of an emergency shelter or transitional housing program funded by the U.S. Dept. of Housing & Urban Development (HUD) determine that you were an unaccompanied youth who was homeless or were self-supporting and at risk of being homeless? c. At any time on or after July 1, 2020, did the director of a runaway or homeless youth basic center or transitional living program determine that you were an unaccompanied youth who was homeless or were self-supporting and at risk of being homeless? 2. If your living situation cannot be verified by the above agencies, does your living situation meet the following definition? a. I am homeless meaning lacking fixed, regular or adequate housing which includes living in shelters, motels or cars, or temporarily living with other people "couch surfing" because I have nowhere else to go. b. YES NO If you answered "Yes" to question #2, you must submit a detailed personal statement of your current living situation along with this form. CERTIFICATION: I certify that all information on this form is true, complete, and accurate. Upon request, I agree to provide proof of the information reported on this form. False statements or misrepresentation can be cause for denial, reduction, withdrawal, and/or repayment of financial aid. I give permission to the Financial Aid Office to make corrections/adjustments to data on my FAFSA based on forms and/or documents submitted. Student's Signature: Date: Name (please print) Social Security Number Student ID number

## Dependent or Independent?



- Nimo lives with their grandfather who is their court-ordered legal guardian. Nimo's parents are married and live outside the U.S.
  - A. Dependent
  - B. Independent

# Dependent or Independent?



- Maritza and her family had to move out of their home after her dad lost his job. They have been staying in a homeless shelter for almost a year.

A. Dependent

B. Independent

uaspire

# Dependent or Independent?



- Kareem was in foster care between ages 9 and 12. He's now 18 and lives with his aunt who adopted him.

A. Dependent

B. Independent

uaspire

# Dependent or Independent?



- Jesse (age 19) and her young daughter live with Jesse's mom. Jesse's mom supports the family financially.

A. Dependent

B. Independent

uaspire

# Dependent or Independent?



- Devin moved out of his parents' house to live with his girlfriend. Devin is 20 years old and filed his own taxes in 2020.

A. Dependent

B. Independent

uaspire

# Dependency: Special Circumstances

The screenshot shows the FAFSA 'Dependent Student' section. At the top, a progress bar includes steps: Student Demographics, School Selection, Dependency Status (current), Parent Demographics, Parent Financials, Student Financials, Sign & Submit, and Confirmation. The 'STUDENT INFORMATION' section contains the following text:

Based on your answers to the dependency status questions, you must provide **parental** information. Select **Next** to continue filling out your FAFSA.

If you have a special circumstance and are unable to provide information about my parent(s), you may be able to submit your FAFSA without providing information about my parent(s) and click **Next**.

☐ I will provide information about my parent(s)

☒ I am unable to provide information about my parent(s)

A callout bubble points to the second option with the text: "If unable, must follow up with the financial aid office". At the bottom right are 'PREVIOUS' and 'NEXT' buttons.

Financial aid administrators have the authority to change a student's status from dependent to independent in very limited special circumstances. This is called a **dependency override**.



# Dependency Overrides

- Documentation required
- Per college decision
- NOT guaranteed
- Good for one year

**UNT**  
DIVISION OF ENROLLMENT  
Student Financial Aid  
& Scholarships

**2021-2022 Dependency Override Request**

**SECTION A: STUDENT INFORMATION**

Student Name	UNT Assigned ID	SSN (last 4 digits only)

**SECTION B: INSTRUCTIONS**

Please follow the steps below to be considered for a Dependency Override. Your application will not be reviewed unless **all** requirements are met.

1. Complete the certification on this form.
2. Attach at least three (3) personal statements by **professional** third parties. Professional third parties can include clergy, counselor, teacher, lawyer, etc.
3. Attach personal statement indicating relationship with **both** biological mother and father.
4. Completed Free Application for Federal Student Aid (FAFSA) if not already submitted.
5. Return all documents to our office: <https://financialaid.unt.edu/upload>

**SECTION C: CERTIFICATION**

I am requesting consideration for a Dependency Override at the University of North Texas. I certify that I qualify for consideration due to a breakdown in my family structure caused by abuse, abandonment or neglect. I request to be considered as an independent student for financial aid purposes and have attached the required documentation to this form. I understand that I must sign and return this form for my financial aid to be processed. **Electronic signatures are not accepted.**

Student Signature \_\_\_\_\_ Date \_\_\_\_\_  
X \_\_\_\_\_

## Special Circumstance?



### YES


Parents are incarcerated  
Student has fled an abusive  
family environment

Student doesn't know  
where parents are or how  
to contact them

### NO

Parents refuse to provide info  
Parents don't want to help pay  
for college  
Student doesn't live with parents  
Parents don't claim student on  
taxes

# Please chat in...



How do you support students whose parents are hesitant to share their information?

uaspire

## Unsubsidized Loan Only

### Unsubsidized Loan Option

If you do not meet a requirement for a special circumstance and still choose to continue your application without providing parent information, you will only be considered for an Unsubsidized Loan. To request consideration for an Unsubsidized Loan, you must contact the financial aid administrator at the college you plan to attend.

Choose the appropriate option below based on your circumstances.



- ☐ I will provide information about my parent(s)
- ☐ I have a special circumstance and am unable to provide information about my parent(s)
- ☒ I do not have a special circumstance, and am submitting my FAFSA without parent information to apply for an unsubsidized loan only

First-year students can qualify for \$5,500 in Direct Unsubsidized Loans

← PREVIOUS

NEXT →

# Post-Survey & Evaluation



## Post-Survey



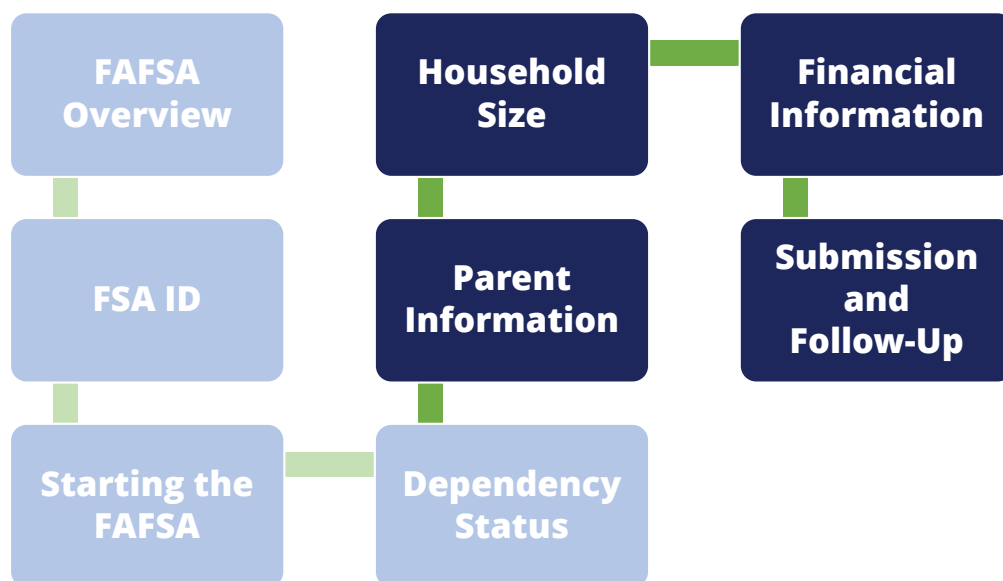


# Evaluation & Questions

**Training Topic:**  
FAFSA Completion Part 1

**Trainer Name:**  
Kelly Tran

## FAFSA Part 2 Preview





# Thank You!



Financial aid information is constantly changing.  
The content presented here reflects the best of  
uAspire's understanding at the time of publication.

**u-aspire**